

# 2022 Preliminary Proposed Operating Budget

---

SEPTEMBER 16, 2021 – PORT COUNCIL MEETING

WOODS HOLE, MARTHA'S VINEYARD AND NANTUCKET STEAMSHIP AUTHORITY

# 2022 Operating Budget Assumptions

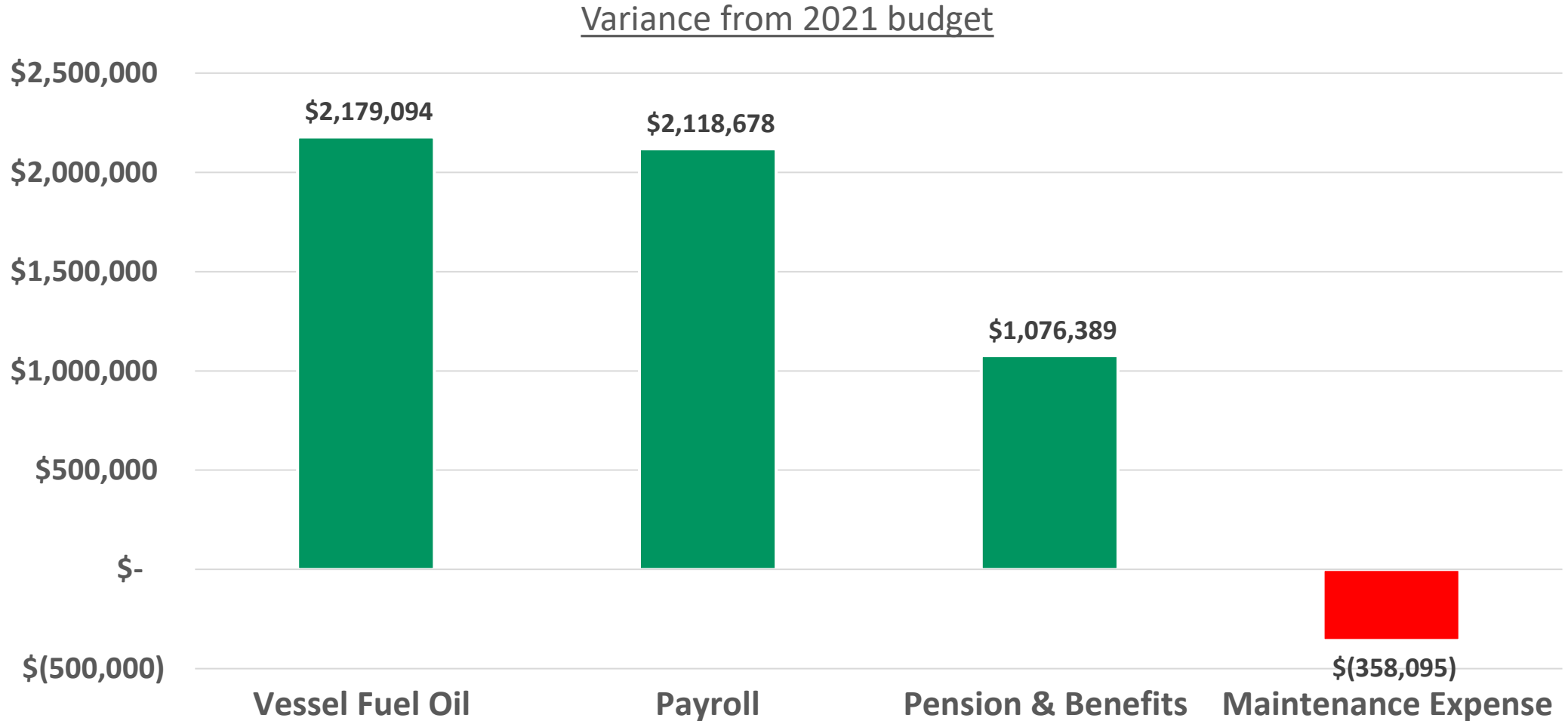
---

- Baseline for revenues is actual traffic statistics for the year ending August 31, 2021.
- Adjustments were made to reflect current traffic patterns.
- **No rate adjustments recommended for 2022**

# The bottom line

<b>Operating revenues</b>	<b>+</b>	<b>\$123,699,399</b>
<b>Operating expenses</b>	<b>-</b>	<b>\$119,650,309</b>
Other income	<b>+</b>	<b>\$ 8,604,900</b>
Other expenses	<b>-</b>	<b>\$ 3,516,919</b>
<b>Net income from operations</b>		<b>\$ 9,137,090</b>

# Largest operating expense changes



# 2022 maintenance expenses

---

## Vessel dry docks

- Total budgeted: \$5,039,000
  - *M/V Eagle*
  - *M/V Island Home*
  - *M/V Iyanough*
  - *M/V Katama*
  - *M/V Nantucket*

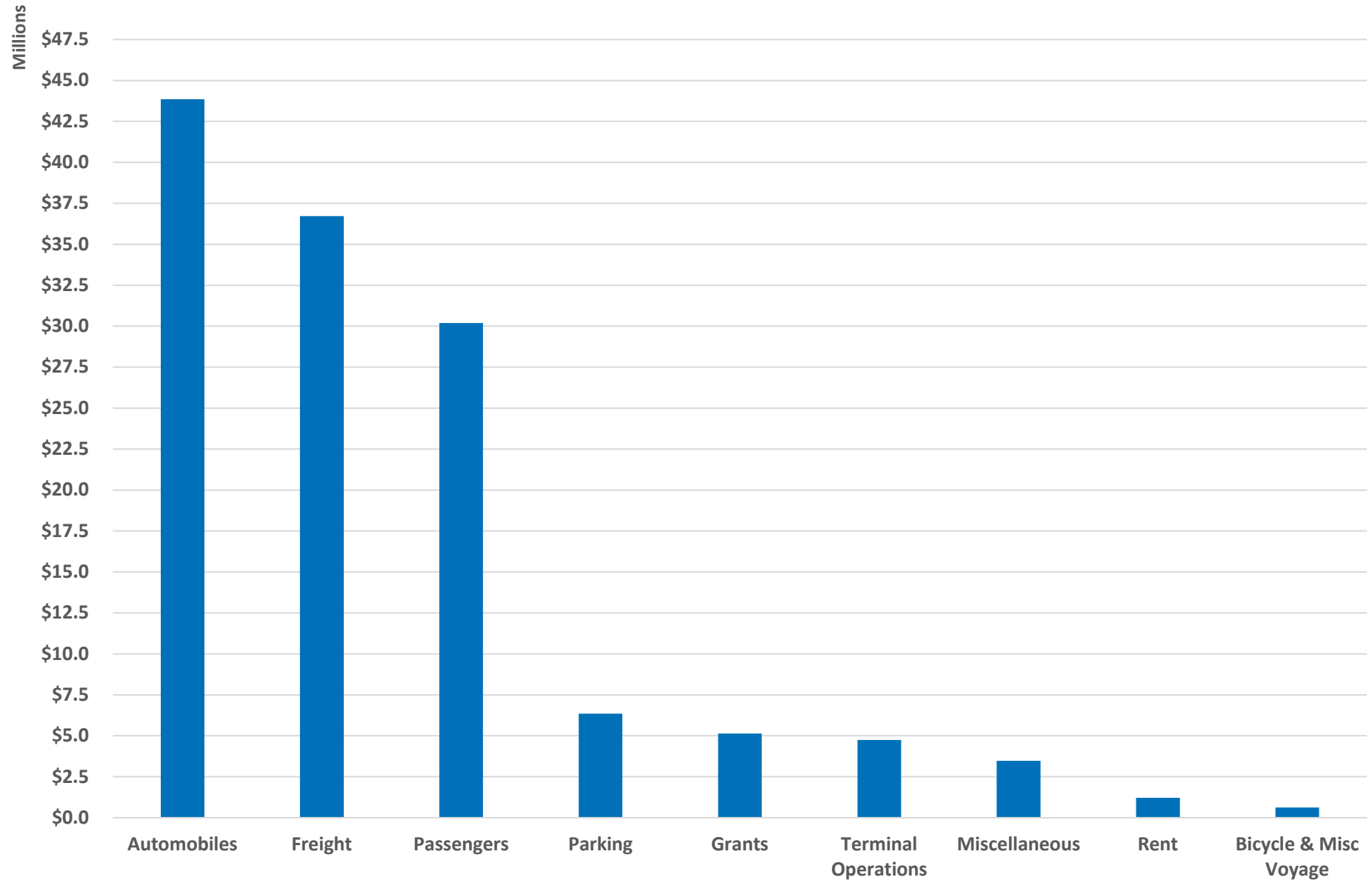
## Terminal, Dolphin and dock repairs

- Total budgeted: \$3,691,000
- Up \$81,000 (2.2%) versus 2021 budget

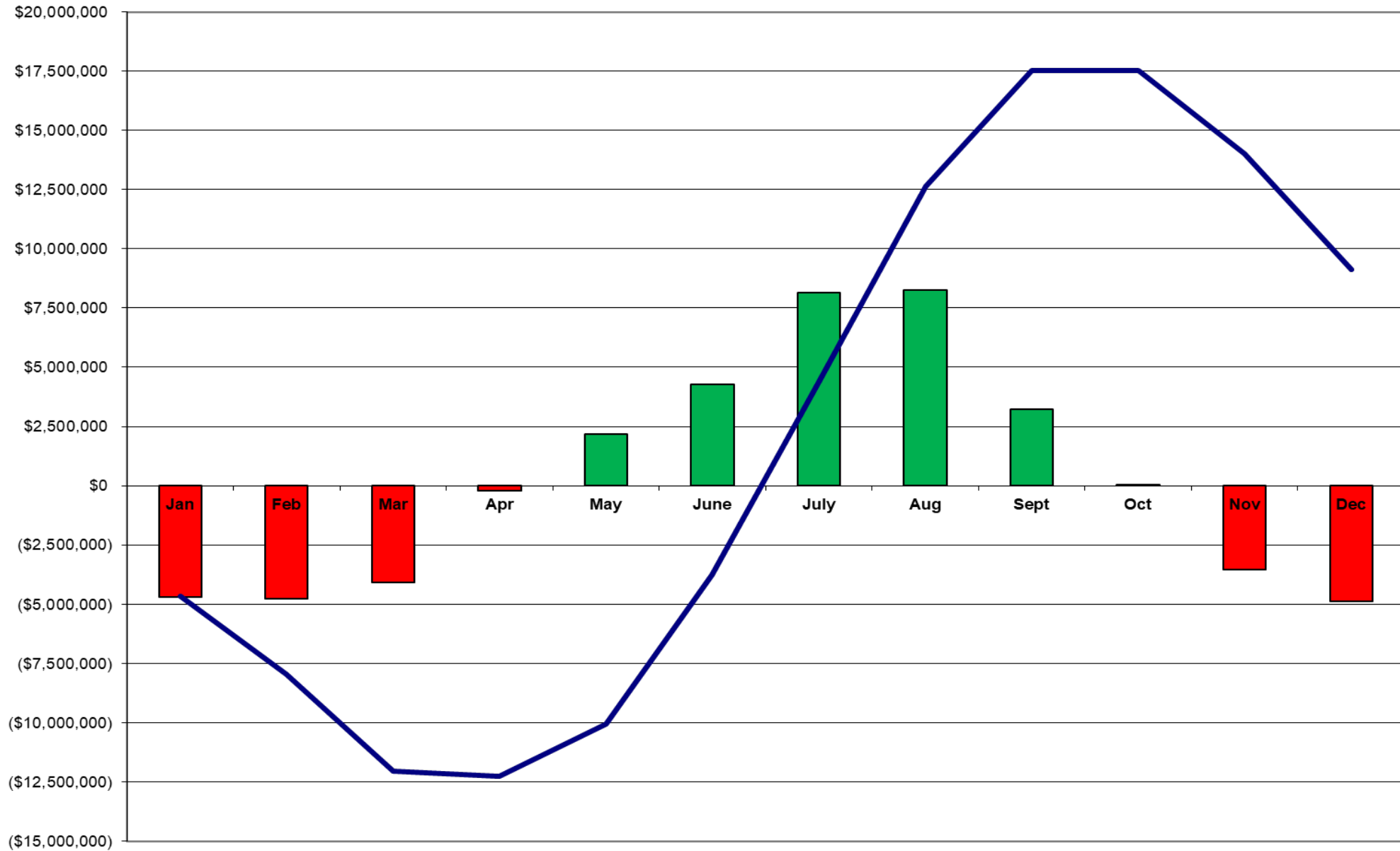
# Operating revenue projections

<b>Parking revenue</b>	<b>+ \$ 115,384</b>	<b>+ 1.9 %</b>
<b>Freight revenue</b>	<b>+ \$1,745,296</b>	<b>+ 1.0 %</b>
<b>Automobile revenue</b>	<b>+ \$1,393,318</b>	<b>+ 0.3 %</b>
<b>Passenger revenue</b>	<b>- \$ 445,074</b>	<b>- 1.5 %</b>

## 2022 Preliminary Budget Projected Revenue by Category



### 2022 Budgeted Net Income by Month and Cumulative Net Income



# Questions?

---